

CITY OF PACIFICA
FIVE YEAR FINANCIAL PLAN

3/6/2013
3:57 PM

	ACTUAL 03/04	ACTUAL 04/05	ACTUAL 05/06	ACTUAL 06/07	ACTUAL 07/08	ACTUAL 08/09	ACTUAL 09/10	ACTUAL 10/11	ACTUAL 11/12	BUDGETED 12/13	PROJECTED 13/14	PROJECTED 14/15	PROJECTED 15/16	PROJECTED 16/17	PROJECTED 17/18
CITY COUNCIL															
Salaries	42,773	42,575	42,274	81,358	90,884	95,639	88,240	72,229	44,987	31,900	31,900	31,900	32,538	33,189	33,853
Retirement	1,224	3,002	3,605	4,361	4,731	4,912	5,168	7,161	7,511	7,911	7,911	7,911	7,911	7,911	7,911
Benefits	32,702	35,172	34,809	20,094	16,268	13,651	22,854	19,394	20,024	17,067	17,408	17,757	18,112	18,474	18,843
Total	76,699	80,749	80,688	105,812	111,884	114,202	116,262	98,784	72,522	56,878	57,219	57,568	58,561	59,574	60,607
CITY ADMINISTRATION															
Salaries	281,811	313,129	317,883	266,999	249,249	305,727	328,163	324,371	322,734	317,100	314,900	314,900	321,198	327,622	334,174
Retirement	14,479	75,113	89,534	52,479	49,910	65,872	70,628	79,476	87,516	89,243	89,243	89,243	89,243	89,243	89,243
Benefits	12,609	16,841	21,375	35,540	26,675	30,034	29,742	40,582	42,253	41,454	38,876	39,654	40,447	41,256	42,081
Total	308,899	405,083	428,792	355,018	325,834	401,633	428,533	444,429	452,503	447,797	443,019	443,797	450,888	458,121	465,498
HUMAN RESOURCES															
Salaries	57,889	144,772	201,119	229,916	185,486	194,913	201,434	200,574	216,291	204,300	200,707	200,707	204,721	208,816	212,992
Retirement	3,583	27,367	41,150	40,765	30,070	33,628	34,670	42,164	48,293	48,148	48,148	48,148	48,148	48,148	48,148
Benefits	16,888	8,329	8,192	15,951	14,815	13,022	12,307	13,439	13,421	32,268	30,833	31,450	32,079	32,721	33,375
Total	78,360	180,468	250,461	286,632	230,371	241,563	248,411	256,177	278,005	284,716	279,688	280,305	284,948	289,684	294,515
CITY ATTORNEY															
Salaries	216,117	222,136	243,318	246,795	252,151	268,072	267,282	305,732	227,169	76,100	74,768	74,768	76,263	77,789	79,344
Retirement	32,549	56,635	68,632	62,235	63,789	71,296	74,278	82,169	32,791	33,133	33,133	33,133	33,133	33,133	33,133
Benefits	11,346	12,536	13,574	17,312	20,113	20,684	33,091	37,844	18,754	17,900	16,982	17,322	17,668	18,021	18,382
Total	260,012	291,307	325,524	326,342	336,053	360,052	374,651	425,745	278,714	127,133	124,883	125,223	127,064	128,943	130,859
FINANCE															
Salaries	532,239	506,959	577,271	689,554	638,921	685,491	723,885	753,149	671,204	623,200	612,105	612,105	624,347	636,834	649,571
Retirement	42,795	89,654	121,577	118,999	109,971	121,768	126,968	148,344	157,814	156,098	156,098	156,098	156,098	156,098	156,098
Benefits	51,945	47,356	58,075	84,678	68,149	55,409	58,283	58,391	56,045	100,503	96,028	97,949	99,908	101,906	103,944
Total	626,979	643,969	756,923	893,231	817,041	862,668	909,136	959,884	885,063	879,801	864,231	866,152	880,353	894,838	909,613
POLICE															
Salaries	3,707,150	3,819,764	4,030,620	4,389,482	4,661,895	4,924,858	5,065,015	5,231,344	4,403,547	3,925,900	3,847,846	3,847,846	3,924,803	4,003,299	4,083,365
Retirement	451,141	972,483	1,236,464	1,407,183	1,471,440	1,547,634	1,598,901	1,713,683	1,671,451	1,793,316	1,793,316	1,793,316	1,793,316	1,793,316	1,793,316
Benefits	556,191	561,647	592,526	833,258	905,197	933,450	864,205	880,040	507,544	753,238	704,429	718,517	732,888	747,545	762,496
Total	4,714,482	5,353,894	5,859,610	6,629,923	7,038,532	7,405,942	7,528,121	7,825,067	6,582,542	6,472,454	6,345,591	6,359,679	6,451,007	6,544,160	6,639,177
FIRE															
Salaries	2,949,437	3,025,872	3,272,652	3,473,689	2,774,432	2,548,497	3,134,946	3,225,004	3,000,793	2,825,700	2,771,000	2,771,000	2,826,420	2,882,948	2,940,607
Retirement	633,254	837,035	1,046,855	1,097,040	831,779	737,714	900,446	1,096,547	1,165,025	1,185,195	1,185,195	1,185,195	1,185,195	1,185,195	1,185,195
Benefits	405,189	478,097	538,739	683,761	532,688	464,411	611,634	621,095	416,451	508,375	476,149	485,671	495,385	505,293	515,398
Total	3,987,880	4,341,004	4,858,246	5,254,491	4,138,899	3,750,622	4,647,026	4,942,646	4,582,269	4,519,270	4,432,344	4,441,866	4,507,000	4,573,436	4,641,201
PLANNING															
Salaries	304,556	473,843	518,887	638,410	804,023	654,814	703,645	802,117	734,623	716,700	703,930	703,930	718,009	732,369	747,016
Retirement	30,247	86,495	110,190	116,003	126,281	122,621	131,837	153,287	174,976	172,249	172,249	172,249	172,249	172,249	172,249
Benefits	40,375	79,769	86,134	113,692	137,573	118,545	113,824	131,676	121,580	126,680	120,007	120,968	121,949	122,949	123,969
Total	375,178	640,107	715,211	868,105	1,067,877	895,980	949,306	1,087,080	1,031,179	1,015,629	996,186	997,147	1,012,206	1,027,567	1,043,234

CITY OF PACIFICA
FIVE YEAR FINANCIAL PLAN

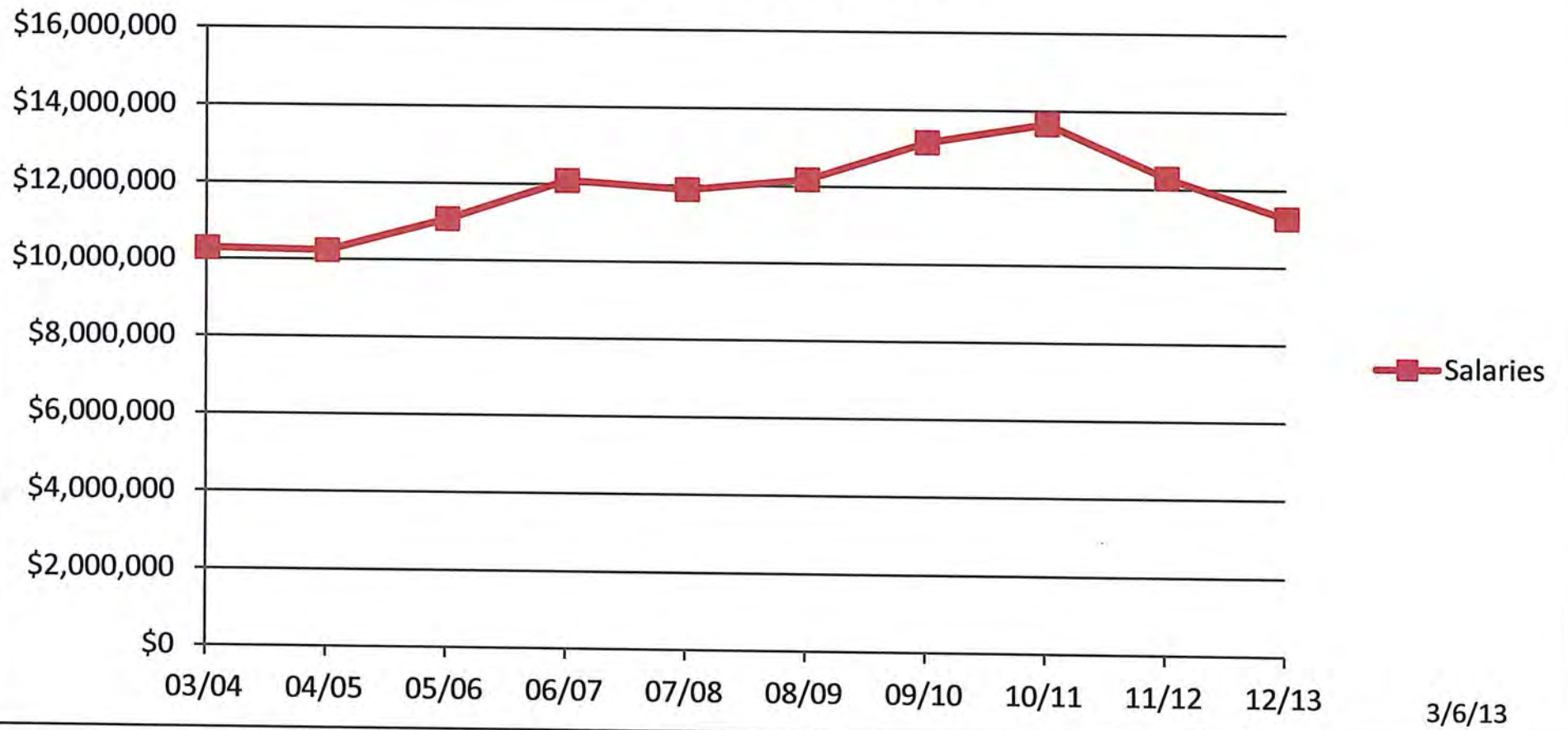
	ACTUAL 03/04	ACTUAL 04/05	ACTUAL 05/06	ACTUAL 06/07	ACTUAL 07/08	ACTUAL 08/09	ACTUAL 09/10	ACTUAL 10/11	ACTUAL 11/12	BUDGETED 12/13	PROJECTED 13/14	PROJECTED 14/15	PROJECTED 15/16	PROJECTED 16/17	PROJECTED 17/18
PUBLIC WORKS															
Salaries	723,431	475,549	676,103	773,240	806,509	977,903	1,201,621	1,261,664	1,144,137	1,084,600	1,065,224	1,065,224	1,086,528	1,108,259	1,130,424
Retirement	52,237	76,984	127,793	123,482	132,280	176,703	218,834	262,436	274,661	257,804	257,804	257,804	257,804	257,804	257,804
Benefits	161,751	110,389	172,754	192,115	193,424	207,851	273,406	279,327	210,446	209,849	202,281	206,327	210,453	214,662	218,955
Total	937,419	662,922	976,650	1,088,837	1,132,212	1,362,457	1,693,861	1,803,427	1,629,244	1,552,253	1,525,309	1,529,355	1,554,786	1,580,725	1,607,184

PB&R															
Salaries	1,472,745	1,215,530	1,196,404	1,310,325	1,430,342	1,522,331	1,453,649	1,489,305	1,529,845	1,468,200	1,468,200	1,468,200	1,494,660	1,521,649	1,549,178
Retirement	109,310	209,593	256,065	236,296	257,014	265,191	265,503	369,211	410,879	389,689	389,689	389,689	389,689	389,689	389,689
Benefits	251,876	253,581	242,096	295,784	318,424	329,278	309,656	290,831	257,309	365,173	372,476	379,926	387,525	395,275	403,180
Total	1,833,931	1,678,704	1,694,565	1,842,405	2,005,779	2,116,800	2,028,808	2,149,347	2,198,033	2,223,062	2,230,365	2,237,815	2,271,874	2,306,613	2,342,048

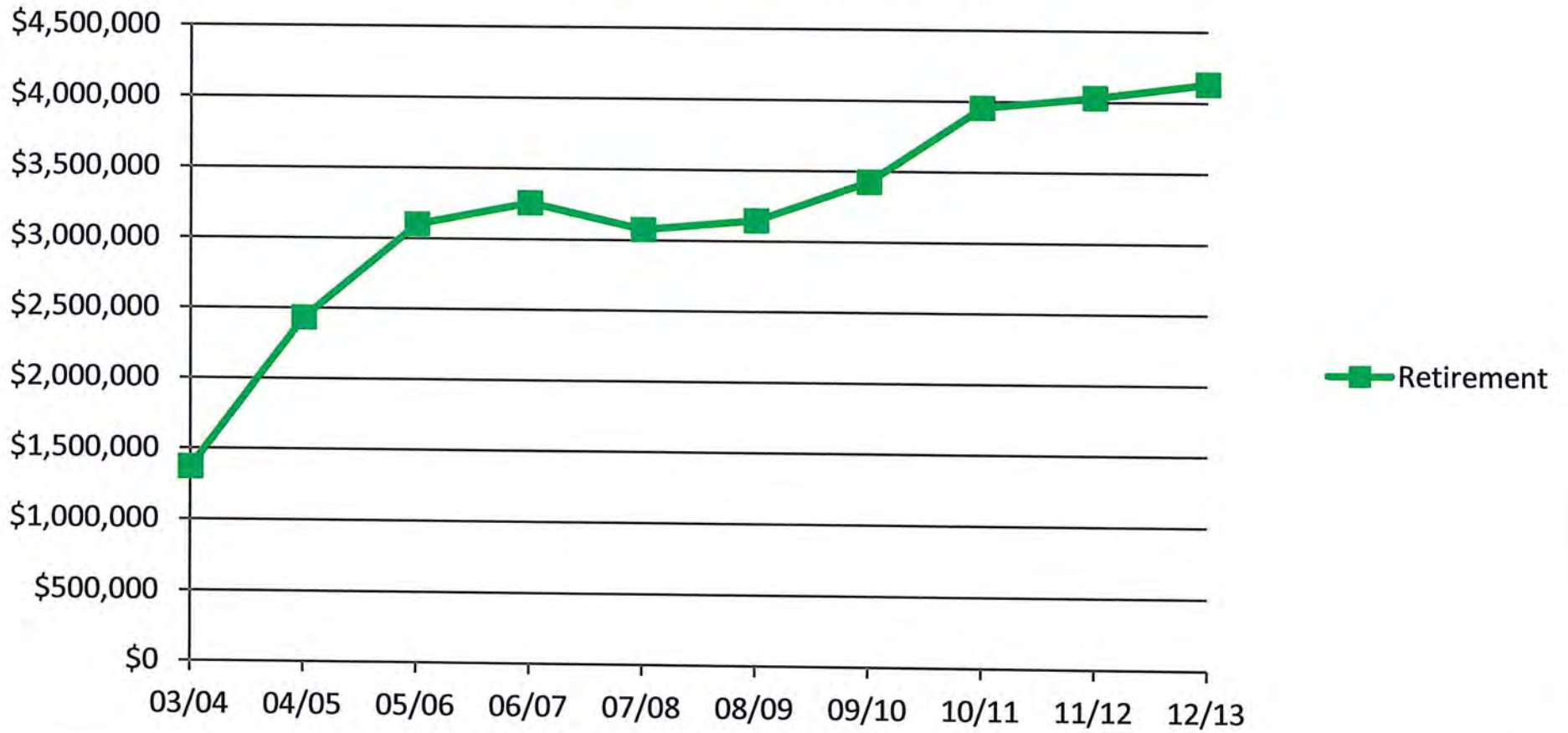
	ACTUAL 03/04	ACTUAL 04/05	ACTUAL 05/06	ACTUAL 06/07	ACTUAL 07/08	ACTUAL 08/09	ACTUAL 09/10	ACTUAL 10/11	ACTUAL 11/12	BUDGETED 12/13	PROJECTED 13/14	PROJECTED 14/15	PROJECTED 15/16	PROJECTED 16/17	PROJECTED 17/18
Salaries	\$10,288,148	\$10,240,129	\$11,076,531	\$12,099,768	\$11,893,892	\$12,178,245	\$13,167,880	\$13,665,489	\$12,295,330	\$11,273,700	11,090,580	11,090,580	11,309,488	11,532,773	11,760,525
Retirement	\$1,370,819	\$2,434,361	\$3,101,865	\$3,258,842	\$3,077,265	\$3,147,339	\$3,427,233	\$3,954,478	\$4,030,917	\$4,132,786	4,132,786	4,132,786	4,132,786	4,132,786	4,132,786
Benefits	\$1,540,872	\$1,603,717	\$1,768,274	\$2,292,185	\$2,233,325	\$2,186,335	\$2,329,002	\$2,372,619	\$1,663,827	\$2,172,507	2,075,469	2,115,540	2,156,412	2,198,102	2,240,625
Total	\$13,199,839	\$14,278,207	\$15,946,670	\$17,650,796	\$17,204,482	\$17,511,919	\$18,924,115	\$19,992,586	\$17,990,074	\$17,578,993	17,298,835	17,338,906	17,598,686	17,863,661	18,133,936



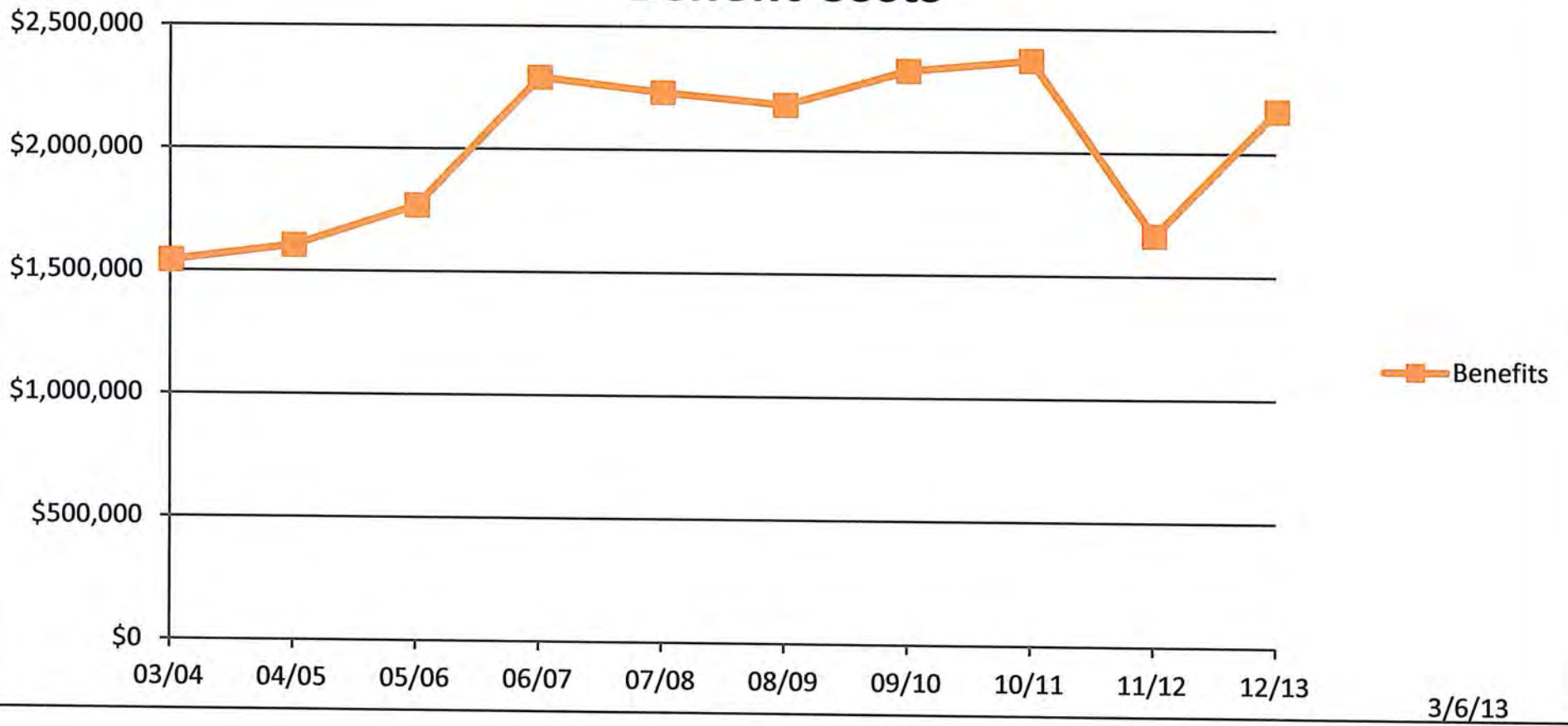
Salary Costs



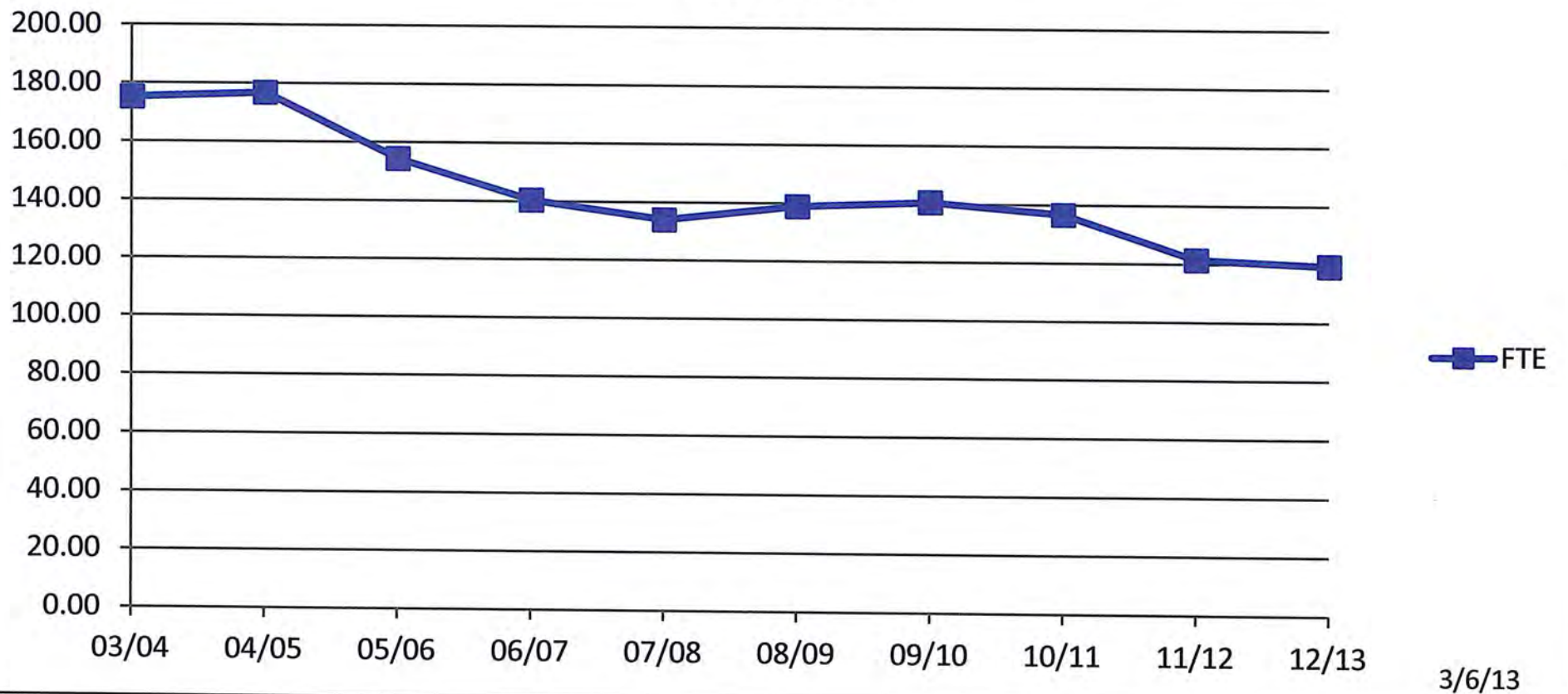
Retirement Costs



Benefit Costs



Total FTE



3/6/13

Total Employee Costs

